






'LET'S EXPLORE LONDON'

Spring Term 1 – Home Learning

In the grid below are your different home learning tasks for this term.
You can choose which one(s) you would like to do!

<p>Art: Design a new hat for the queen.</p> 	<p>Geography: Name the London bridges in order, from Tower bridge to Battersea bridge. Can you name any landmarks near any of the bridges?</p>	<p>English: Pick three top tourist sites and write a travel brochure about them, remember to include words and pictures!!</p>
<p>English: Pie and mash and jellied eels are London dishes. What do you think should be our local dish? Why do you think that? Persuade me.</p>	<p>You decide..... Wow me with something you know! You can write it / draw it / make it..... You decide but link it to your topic please!</p>	<p>Design Technology: Design and make a London landmark.</p>
<p>Maths: Find out how long the circle line of the London underground is and how many stations there are. Extension task: Name all the stations on this line.</p> 	<p>Computing / Science: https://www.youtube.com/watch?v=fygyNQAzRFM Follow the virtual tour of London Zoo and choose an animal that interest you to find out about. Think about their life cycle, what they eat and their habitat. Present your information in an interesting way.</p>	<p>RE: 1. Find out about where Muslims pray. 2. What is the Qur'an?</p> <p>Extension Design a prayer mat.</p> 

	<p>Spelling Shed OR PHONICS TO LEARN</p>	<p>TIMES TABLES ROCKSTARS The log in is the same as NUMBOTS</p>	
<p>You will also have a task to complete on MyMaths each week.</p>	<p>Log in to Spelling Shed each week to practise your spellings.</p>	<p>Practise your times tables online each week.</p>	<p>Remember to read at home EVERY NIGHT to and adult and write this into the reading record in your contact book.</p>