


















<p>YEAR 2 ABSENCE LEARNING</p> <p>All resources can be found here:</p> <p>https://drive.google.com/drive/folders/18V0cHiuWSJ1sUM5_dY7EX-UENtmmUb9?usp=share</p>			<p>Foundation subjects</p> 	
<p>Day 1</p>	 <p>Recognising coins and notes</p> <p>Watch this video by clicking the link Home Learning White Rose Maths and then selecting money</p> <p>Then complete DAY 1 task at the link above (select your own level - you do not need to complete both)</p>	<p>To listen to and respond to a story (thenational.academy)</p> <p>WALT: listen and respond to a story</p> <p>Click the video link to listen to the story the magic paintbrush and respond to the questions</p>	 <p>Understanding pulse and rhythm (thenational.academy)</p> <p>Watch the video and complete the lesson to learn about pulse and rhythm</p>	<p>Practise counting in 2's, 5's and 10's.</p> <p>KS1 Maths: The 2 Times Table with Bridget the Lioness - BBC Teach</p> <p>KS1 Maths: The 5 Times Table - BBC Teach</p> <p>KS1 Maths: The 10 Times Table with Webster the Spider - BBC Teach</p>  <p>Then have a go at</p>
<p>Day 2</p>	 <p>Count money - pence</p>	<p>To explore the main moods in the story (thenational.academy)</p> <p>WALT: explore the main moods in a story</p> <p>Watch the video above and complete the task</p>	 <p>An introduction to basic balance (thenational.academy)</p> <p>Work on your gymnastics whilst learning from home</p>	<p>Reading</p>  <p>The Elves and the Shoemaker</p> <p>Read DAY 2 comprehension and answer the questions.</p>

	<p>Watch this video by clicking the link Home Learning White Rose Maths and then selecting money</p> <p>Then complete task at YR2 Further Fluency 028 – Count Money (pence) – Deepening Understanding You will need to log in to complete this</p>			
Day 3	 <p>Watch this video by clicking the link Home Learning White Rose Maths and then selecting money</p> <p>Then complete task at YR2 Further Fluency 029 – Count Money (pounds) – Deepening Understanding</p>	<p>To use the past tense (ed) (thenational.academy)</p> <p>WALT: use the past tense (-ed)</p> <p>This video will help you to use the suffix -ed to change verbs to the past tense</p>	 <p>What is an explorer? (thenational.academy)</p> <p>In this lesson, we will be learning about what an explorer is and focusing on the qualities and attributes that an explorer may have.</p>	<p>What is an adverb? - BBC Bitesize</p> <p>Watch the video above and complete the Adverb DAY 3 task. Use the adverbs you are given to complete sentences</p>
Day 4	 <p>Watch this video by clicking the link Home Learning White Rose Maths and then selecting money</p> <p>The complete DAY 4 task at the link above (select your own level -</p>	<p>To make inferences based on what is said and done (thenational.academy)</p> <p>WALT: make inference.</p> <p>In today's lesson you will read about the characters in the magic paintbrush and will use this to make inferences about them.</p>	 <p>What is Antarctica like? (thenational.academy)</p> <p>In this lesson you will recap and learn more facts about our Antarctica topic</p>	<p>Complete today's maths practise sheet DAY 4</p> <p>Using the learning we have covered in year 2 so far</p>

	you do not need to complete both)			
Day 5	<p>Follow the link at How to work out a value with coins - BBC Bitesize</p> <p>Watch the videos and complete the quiz</p>	<p>To explore how writers create mood (thenational.academy)</p> <p>Today's lesson will show how authors create different moods in a text.</p>	 <p>All about me (thenational.academy)</p> <p>In today's lesson you will be learning about yourself and what makes you special. You will use an enchanted mirror to look deep inside yourself to look at your inner qualities and know that you are as beautiful inside as you are outside.</p>	<p>Polar Bear – Fascinating Facts</p> <p>Read the comprehension and answer the questions.</p>
Day 6	 <p>Watch this video by clicking the link Home Learning White Rose Maths and then selecting money</p> <p>The complete DAY 6 task at the link above (select your own level - you do not need to complete both)</p>	<p>To write a story with clear moods (Part 1) (thenational.academy)</p> <p>Watch the video and then write part one of your own story 😊</p>	 <p>Who is Sir Ranulph Fiennes? (thenational.academy)</p> <p>In this lesson, we will learn all about the exciting life of Sir Ranulph Fiennes. He has been called the world's greatest living explorer!</p>	<p>What are adjectives? - BBC Bitesize</p> <p>Watch the video to revise how to use adjectives.</p> <p>Then write some sentences using adjectives to describe your favourite book character/s</p>

<p>Day 7</p>	 <p>Compare money</p> <p>Watch this video by clicking the link Home Learning White Rose Maths and then selecting money</p> <p>The complete DAY 7 at the link above (select your own level - you do not need to complete both)</p>	<p>To write a story with clear moods (Part 2) (thenational.academy)</p> <p>Watch the video and then write part two of your own story 😊</p>	 <p>Exploring travelling movements (thenational.academy)</p> <p>Continue your gymnastics work by exploring travelling movements</p>	<p>Use</p>  <p>to practise your spellings</p>
<p>Day 8</p>	<p>To know our times tables</p> <p>Times tables games - Learn them all here!</p>	<p>To write a story with clear moods (thenational.academy)</p> <p>Watch the video and then write the final part of your story</p>	 <p>What do humans need to stay healthy? - BBC Bitesize</p> <p>Watch the videos at the link above. Then create a poster or leaflet to tell others how to stay healthy</p>	