





Year 3 Home Learning Menu Term 3

<p>1. Look at images of Anglo-Saxon coins. Can you design a coin? You could draw a picture or use modelling clay or other materials to make your coin look like metal – use your imagination!</p>	<p>2. Our times table this term is the 3s. Use this video to dance along and learn your 3 times table: https://www.bbc.co.uk/teach/supermovers/ks2-maths-the-3-times-table/z6sw382</p>	<p>3. Think of some data that you could present in a bar chart. E.g. You could pick 15 t-shirts and create a bar chart showing the different colours.</p>	<p>4. http://www.primaryhomeworkhelp.co.uk/saxons.htm</p> <p>Have a look at this website and read about The Saxons. There is quite a lot of information about where the Anglo-Saxons came from, how the lived and their legacy.</p>	<p>5. Try making some Anglo-Saxon bread. There are lots of recipes on the internet. You could take photos of you cooking to share with the class.</p>
<p>6. Imagine you were living in a Saxon village. Write a diary of a typical day.</p>	<p>7. Find out what the Anglo-Saxon names for the days of the week were.</p>	<p>8. Make a tour guide leaflet for Sutton Hoo.</p> 	<p>9. Use the instructions on this website: https://www.sciencekids.co.nz/experiments/freefall.html to make a parachute to learn about air resistance.</p>	<p>10. Chinese New Year this year is on 1st February. Find out the story behind Chinese New Year and write it in your own words.</p>
<p>11. Design your own Anglo-Saxon shield.</p>	<p>13. Welcome to my shop!</p>  <p>83p 42p £1.23 £1.75 76p</p> <p>Pick 3 items, add up how much they would be. How much change would you get from £5? You could then pick another 3 items and do the same.</p>		<p>14. https://natwest.mymoneysense.com/students/students-5-8/the-change-game/</p> <p>Have a go at playing this money game. Be warned: there is a timer on each question.</p>	<p>15. We will be learning how use written division in week 2 of term. Once we have completed the work in class, have a go at working out:</p> <p>504 ÷ 4 = 654 ÷ 3 = 520 ÷ 8 = 365 ÷ 5 =</p>
 <p>16. Write a story based on one of these pictures.</p>	<p>17. Make a Chinese paper lantern in celebrate of the Chinese New Year.</p>	<p>18. Can you make some pairs cards to learn how to talk about the weather in French.</p> <p><i>il pleut = it is raining</i> <i>il fait du soleil = it is sunny</i> <i>il fait du nuage = it is cloudy</i> <i>il neige = it is snowing</i> <i>il fait froid = it is cold</i> <i>il fait chaud = it is hot</i></p>		<p>19. Look around at home or when you are out and about. What forces can you see? Can you see anything magnetic? Any friction or any pushes or pulls?</p>