








## Year 6 Absence Learning – Spring Term

*If clicking on links does not work then please copy & paste them into your browser! Return your learning to Miss Allin at [yearsix@high-firs.kent.sch.uk](mailto:yearsix@high-firs.kent.sch.uk)*

Day 1	Day 2	Day 3	Day 4	Day 5	Day 6	Day 7	Day 8
<p><b>Maths</b> WALT add mixed numbers. Watch this video at <a href="https://vimeo.com/471345176">https://vimeo.com/471345176</a></p>  <p>Complete the Deepening Understanding task sheet. <a href="https://drive.google.com/file/d/1m4ctiW8swOJfAX5rWvUPndSpw12Cuq4X/view?usp=sharing">https://drive.google.com/file/d/1m4ctiW8swOJfAX5rWvUPndSpw12Cuq4X/view?usp=sharing</a></p>	<p><b>Maths</b> WALT add and subtract fractions. Watch this video at <a href="https://vimeo.com/475425864">https://vimeo.com/475425864</a></p>  <p>Complete the Deepening Understanding task sheet. <a href="https://drive.google.com/file/d/12Dy85Enxa8C8WksI5w5jdiYi6vJfb6Nw/view?usp=sharing">https://drive.google.com/file/d/12Dy85Enxa8C8WksI5w5jdiYi6vJfb6Nw/view?usp=sharing</a></p>	<p><b>Maths</b> WALT multiply fractions by whole numbers. Watch this video at <a href="https://vimeo.com/475426110">https://vimeo.com/475426110</a></p>  <p>Complete the Deepening Understanding task sheet. <a href="https://drive.google.com/file/d/1OZZU9SYVnrnt0G53KVIVLTizDWt5hOUy/view?usp=sharing">https://drive.google.com/file/d/1OZZU9SYVnrnt0G53KVIVLTizDWt5hOUy/view?usp=sharing</a></p>	<p><b>Maths</b> WALT multiply fractions by fractions. Watch this video at <a href="https://vimeo.com/476253821">https://vimeo.com/476253821</a></p>  <p>Complete the Deepening Understanding task sheet. <a href="https://drive.google.com/file/d/1W2U-ZFrDWF19HLWfiwki5O4sxFzehPdQ/view?usp=sharing">https://drive.google.com/file/d/1W2U-ZFrDWF19HLWfiwki5O4sxFzehPdQ/view?usp=sharing</a></p>	<p><b>Maths</b> WALT divide fractions by whole numbers. Watch this video at <a href="https://vimeo.com/476254074">https://vimeo.com/476254074</a></p>  <p><i>If you need some extra support, watch the next video at <a href="https://vimeo.com/480707655">https://vimeo.com/480707655</a></i></p> <p>Complete the Deepening Understanding task sheet. <a href="https://drive.google.com/file/d/1aYMeWgTiVKjLhbx14YrdwRudufjR7dL/view?usp=sharing">https://drive.google.com/file/d/1aYMeWgTiVKjLhbx14YrdwRudufjR7dL/view?usp=sharing</a></p>	<p><b>Maths</b> WALT use the order of operations with fractions. Watch this video at <a href="https://vimeo.com/480708159">https://vimeo.com/480708159</a></p>  <p>Complete the Deepening Understanding task sheet. <a href="https://drive.google.com/file/d/1eGj1ZIFyYDhkAh4pwDPa9frkRIHqoFUF/view?usp=sharing">https://drive.google.com/file/d/1eGj1ZIFyYDhkAh4pwDPa9frkRIHqoFUF/view?usp=sharing</a></p>	<p><b>Maths</b> WALT find fractions of amounts. Watch this video at <a href="https://vimeo.com/480708541">https://vimeo.com/480708541</a></p>  <p>Complete the Deepening Understanding task sheet. <a href="https://drive.google.com/file/d/1sZvliikjiR1acAq94QnGYV88eBLxR-F/view?usp=sharing">https://drive.google.com/file/d/1sZvliikjiR1acAq94QnGYV88eBLxR-F/view?usp=sharing</a></p>	<p><b>Maths</b> WALT find the whole from a fraction. Watch this video at <a href="https://vimeo.com/480708847">https://vimeo.com/480708847</a></p>  <p>Complete the Deepening Understanding task sheet. <a href="https://drive.google.com/file/d/123TBUYfNH1GQOyWSIbBK-gigvaftCDwL/view?usp=sharing">https://drive.google.com/file/d/123TBUYfNH1GQOyWSIbBK-gigvaftCDwL/view?usp=sharing</a></p>
<p><b>English</b> WALT explore a text. <a href="https://classroom.thenational.academy/lessons/to-explore-a-text-60vp6e">https://classroom.thenational.academy/lessons/to-explore-a-text-60vp6e</a></p>	<p><b>English</b> WALT explore relative pronouns. <a href="https://classroom.thenational.academy/lessons/to-explore-relative-pronouns-74v62c">https://classroom.thenational.academy/lessons/to-explore-relative-pronouns-74v62c</a></p>	<p><b>English</b> WALT generate vocabulary to describe a setting. <a href="https://classroom.thenational.academy/lessons/to-generate-vocabulary-to-">https://classroom.thenational.academy/lessons/to-generate-vocabulary-to-</a></p>	<p><b>English</b> WALT find words associated with chaos and confusion. <a href="https://classroom.thenational.academy/lessons/to-develop-a-rich-understanding-of-words-associated-">https://classroom.thenational.academy/lessons/to-develop-a-rich-understanding-of-words-associated-</a></p>	<p><b>English</b> WALT generate verbs and adverbs to describe a setting. <a href="https://classroom.thenational.academy/lessons/to-generate-verbs-and-adverbs-">https://classroom.thenational.academy/lessons/to-generate-verbs-and-adverbs-</a></p>	<p><b>English</b> WALT practice using non-finite clauses. <a href="https://classroom.thenational.academy/lessons/to-practise-using-non-finite-clauses-64v6ad">https://classroom.thenational.academy/lessons/to-practise-using-non-finite-clauses-64v6ad</a></p>	<p><b>English</b> WALT write the opening. <a href="https://classroom.thenational.academy/lessons/to-write-the-opening-cru30r">https://classroom.thenational.academy/lessons/to-write-the-opening-cru30r</a></p>	<p><b>English</b> WALT infer meaning from images. <a href="https://classroom.thenational.academy/lessons/to-infer-meaning-from-images-c9gk2c">https://classroom.thenational.academy/lessons/to-infer-meaning-from-images-c9gk2c</a></p>


## Year 6 Absence Learning – Spring Term

*If clicking on links does not work then please copy & paste them into your browser! Return your learning to Miss Allin at [yearsix@high-firs.kent.sch.uk](mailto:yearsix@high-firs.kent.sch.uk)*

		<a href="#">describe-a-setting-cmvk2t</a>	<a href="#">with-chaos-and-confusion-cdgkce</a>	<a href="#">to-describe-a-setting-cctkj</a>			
<p><b>Reading</b> Read the text ‘A Mother’s Diary’ and complete the VIPERS questions linked to the text. <i>Check your answers at the end but no peeking!</i> <a href="https://drive.google.com/file/d/1Pn0WzqNjLULwJgQwRBVd5Y_EPuJPI_f7/view?usp=sharing">https://drive.google.com/file/d/1Pn0WzqNjLULwJgQwRBVd5Y_EPuJPI_f7/view?usp=sharing</a></p>	<p><b>Reading</b> Read the text ‘Dual Narrative’ and complete the VIPERS questions linked to the text. <i>Check your answers at the end but no peeking!</i> <a href="https://drive.google.com/file/d/1GhWUtpa2JTsksoZI2oHn0IZVC_Dq2gPaB/view?usp=sharing">https://drive.google.com/file/d/1GhWUtpa2JTsksoZI2oHn0IZVC_Dq2gPaB/view?usp=sharing</a></p>	<p><b>Reading</b> Read the text ‘The Highwayman’ and complete the VIPERS questions linked to the text. <i>Check your answers at the end but no peeking!</i> <a href="https://drive.google.com/file/d/1_Qn5DSFbEBMWFCIsY2s5PW_IRBlcC68lx/view?usp=sharing">https://drive.google.com/file/d/1_Qn5DSFbEBMWFCIsY2s5PW_IRBlcC68lx/view?usp=sharing</a></p>	<p><b>Reading</b> Read the text ‘Facts About Light’ and complete the VIPERS questions linked to the text. <i>Check your answers at the end but no peeking!</i> <a href="https://drive.google.com/file/d/1UbLVyr8Dp6WEwhgeWjjPGkr6nxE_JVS/view?usp=sharing">https://drive.google.com/file/d/1UbLVyr8Dp6WEwhgeWjjPGkr6nxE_JVS/view?usp=sharing</a></p>	<p><b>Reading</b> Read the text ‘Evacuee Letter’ and complete the VIPERS questions linked to the text. <i>Check your answers at the end but no peeking!</i> <a href="https://drive.google.com/file/d/1ZrsIKxblRrNpthKXDsqe5Md7Ha6AALp5/view?usp=sharing">https://drive.google.com/file/d/1ZrsIKxblRrNpthKXDsqe5Md7Ha6AALp5/view?usp=sharing</a></p>	<p><b>Reading</b> Read the text ‘Dulce Et Decorum Est’ and complete the VIPERS questions linked to the text. <i>Check your answers at the end but no peeking!</i> <a href="https://drive.google.com/file/d/1aIYbcEqU6WVKJ7IMlvLBCsBk5AC0XJEM/view?usp=sharing">https://drive.google.com/file/d/1aIYbcEqU6WVKJ7IMlvLBCsBk5AC0XJEM/view?usp=sharing</a></p>	<p><b>Reading</b> Read the text ‘Light Through Time’ and complete the VIPERS questions linked to the text. <i>Check your answers at the end but no peeking!</i> <a href="https://drive.google.com/file/d/1xzhRsPOHNi8XYh6-E_I_HLXzSHsl77-P/view?usp=sharing">https://drive.google.com/file/d/1xzhRsPOHNi8XYh6-E_I_HLXzSHsl77-P/view?usp=sharing</a></p>	<p><b>Reading</b> Read the text ‘Lucy Gray’ and complete the VIPERS questions linked to the text. <i>Check your answers at the end but no peeking!</i> <a href="https://drive.google.com/file/d/1dDww5SCFHTodK5qB9nWEIbXN7sS7PDUY/view?usp=sharing">https://drive.google.com/file/d/1dDww5SCFHTodK5qB9nWEIbXN7sS7PDUY/view?usp=sharing</a></p>

## Year 6 Absence Learning – Spring Term

*If clicking on links does not work then please copy & paste them into your browser! Return your learning to Miss Allin at [yearsix@high-firs.kent.sch.uk](mailto:yearsix@high-firs.kent.sch.uk)*

<p><b>Science</b> Complete the lesson below – What is The Theory of Evolution? <a href="https://classroom.thenational.academy/lessons/what-is-the-theory-of-evolution-6ru32d">https://classroom.thenational.academy/lessons/what-is-the-theory-of-evolution-6ru32d</a></p>	<p><b>PE</b> Have a look at the Alphabet Fitness. Use your name to create a personalised workout! Do each action 8 times for each letter of your name. <a href="https://drive.google.com/file/d/1boFF5oO-wzxtor6TJSQmvKOL2pUHfjWB/view?usp=sharing">https://drive.google.com/file/d/1boFF5oO-wzxtor6TJSQmvKOL2pUHfjWB/view?usp=sharing</a></p>	<p><b>History</b> Have a look at the timeline information about the Ancient Maya. <a href="https://drive.google.com/file/d/1o-JRr9a8evlXLQO2pAmvsMlcWZtdnQ-M/view?usp=sharing">https://drive.google.com/file/d/1o-JRr9a8evlXLQO2pAmvsMlcWZtdnQ-M/view?usp=sharing</a> Use this to create your own timeline, making sure the events are in chronological order. The events on page two of the document are not in order! Illustrate your timeline.  <i>Extension: Do some research and find some extra events to add to your timeline.</i></p>	<p><b>Art</b> Have a look through the information about Maya art. Then have a go at designing a piece of Maya jewellery. <a href="https://docs.google.com/presentation/d/1BV0x6A-UUYJP9jl0qgmHFBrC3LLqp5Nu/edit?usp=sharing&amp;oid=106375977792787276128&amp;rtpof=true&amp;sd=true">https://docs.google.com/presentation/d/1BV0x6A-UUYJP9jl0qgmHFBrC3LLqp5Nu/edit?usp=sharing&amp;oid=106375977792787276128&amp;rtpof=true&amp;sd=true</a></p>	<p><b>Science</b> Complete the lesson below - How do fossils provide evidence for evolution? <a href="https://classroom.thenational.academy/lessons/how-do-fossils-provide-evidence-for-evolution-6gt3ce">https://classroom.thenational.academy/lessons/how-do-fossils-provide-evidence-for-evolution-6gt3ce</a></p>	<p><b>Geography</b> Have a look at the sheet about Charles Darwin’s voyage on board HMS Beagle. <a href="https://drive.google.com/file/d/1eWPDtL0oC3zTZ0NX0MP7VbTnMzHwBLnV/view?usp=sharing">https://drive.google.com/file/d/1eWPDtL0oC3zTZ0NX0MP7VbTnMzHwBLnV/view?usp=sharing</a> Watch the video about Darwin at the side of this webpage <a href="https://www.thoughtco.com/charles-darwin-webquest-1224475">https://www.thoughtco.com/charles-darwin-webquest-1224475</a>.</p>  <p>Complete the report writing task from the sheet.</p>	<p><b>PE</b> Try one of the PE tasks from the task cards. <a href="https://drive.google.com/file/d/18DuP6Yz_xaL6nEmFL_IKJ7BtVM2WYLah/view?usp=sharing">https://drive.google.com/file/d/18DuP6Yz_xaL6nEmFL_IKJ7BtVM2WYLah/view?usp=sharing</a></p>	<p><b>Art</b> Have a go at Draw With Rob! <a href="http://www.robiddulph.com/draw-with-rob">http://www.robiddulph.com/draw-with-rob</a> Choose a rainforest themed animal, or something Charles Darwin may have seen on his travels around the world e.g. monkey, turtle, blue-footed booby, sloth, toucan, chameleon or frog.</p>
--	--	---	--	--	---	---	--