

Imagine you have found a magic shell...you can have one wish!
Draw a picture of your magical shell and write a sentence letting us know us what your wish would be.



This term our topic is Under the Sea and the text we will be sharing is **The Rainbow Fish**



In this grid are your different topic home learning tasks for this term. You can choose which one(s) you would like to do each week. Please bring in at least **one piece of topic home learning each Thursday**. Remember to read with Teach your monster to read log-in

Can you take a virtual tour of marine sanctuaries and ocean habitats, with a collection of dives from NOAA (<https://sanctuaries.noaa.gov/vr/?fbclid=IwAR1KXu6PCuOY5F-Vj5jl1AYSZLU1Zne81iTPKu8K5ZG54g1-7vCvAIUd9bc#dive>) Or watch some clips from the ocean (David Attenborough has some amazing ones on BBC iPlayer if not). Can you paint/draw some of the amazing things you see?



Talk to a grown-up about how to stay safe around water. Can you make a poster of all your top tips?



We will be counting in 2s (to 20) 5s (to 50) and 10s (to 100) each day and will begin to solve some challenges using these! We will have to sort out Captain Hook's odd socks! There will be lots of socks and it will take us a long time to count them all, so we could find a quicker way of counting them...in 2s! Can you help your grown-up count some of your socks in 2s?

If you were a sea creature what would you be? Write about what you would see hear and smell under the sea.



Practice counting forwards from 0-20 and then backwards from 20-0 with a grown-up.



How many 3D shapes can you find at home?



What are the 3D shapes you found?





























Thinking about **Rainbow Fish**, how can we keep our oceans and seas clean and safe for all our under the sea creatures draw and label your ideas.



Your sounds/ tricky words this week are:	<p>Can you pick one of the following phonics games to practise recognition and formation? Set a timer, how many words can you think of with your sound? Or set a timer and see how many times you can write your tricky word!</p>
Your sounds/ tricky words this week are:	<p>Can you think of any words that begin with your sounds this week? You could draw me a picture to see if I can guess your words! <i>Grown-up's</i> if children are finding it tricky to think of a word, you could give them an option of two things and then they can try to work out the first sound 😊</p>
Your sounds/ tricky words this week are:	<p>Can you play a game of hangman with 4/5 or even 6 letter words?</p> <p>Can you play a game of bingo with words with your new sound/all of the tricky word you know with somebody at home?</p>
Your sounds/ tricky words this week are:	<p>Can you think of some words that begin with your sound and then find some words that rhyme with them?</p> <p>Can you write your tricky words in bubble letters/back to front/ in a shape? Could you switch the hand you write with?!</p>
Your sounds/ tricky words this week are:	<p>Can you scramble your tricky word letters up and then have a go at unscrambling them?</p> <p>Spell your tricky words/or some words with your sound in as a pyramid...see picture -></p>
Your sounds /tricky words this week are:	<p>Have a play on the phase 5 section on www.phonicsplay.co.uk or TeachYourMonsterToRead</p>



My Phase 3 Sound Mat

j 	v 	w 	x 	y 	z 	zz 	qu 
ch 	sh 	th 	ng 	ai 	ee 	igh 	oa 
oo 	oo 	ar 	or 	ur 	ow 	oi 	ear 
air 	ure  Pure	er 	 visit twinkl.com				

My Phase 5 Sound Mat

ay



ou



ie



ea



oy



ir



ue



ue



aw



wh



ph



ew



ew



oe



au



ey



a-e



e-e*



i-e



o-e



u-e



u-e



*even